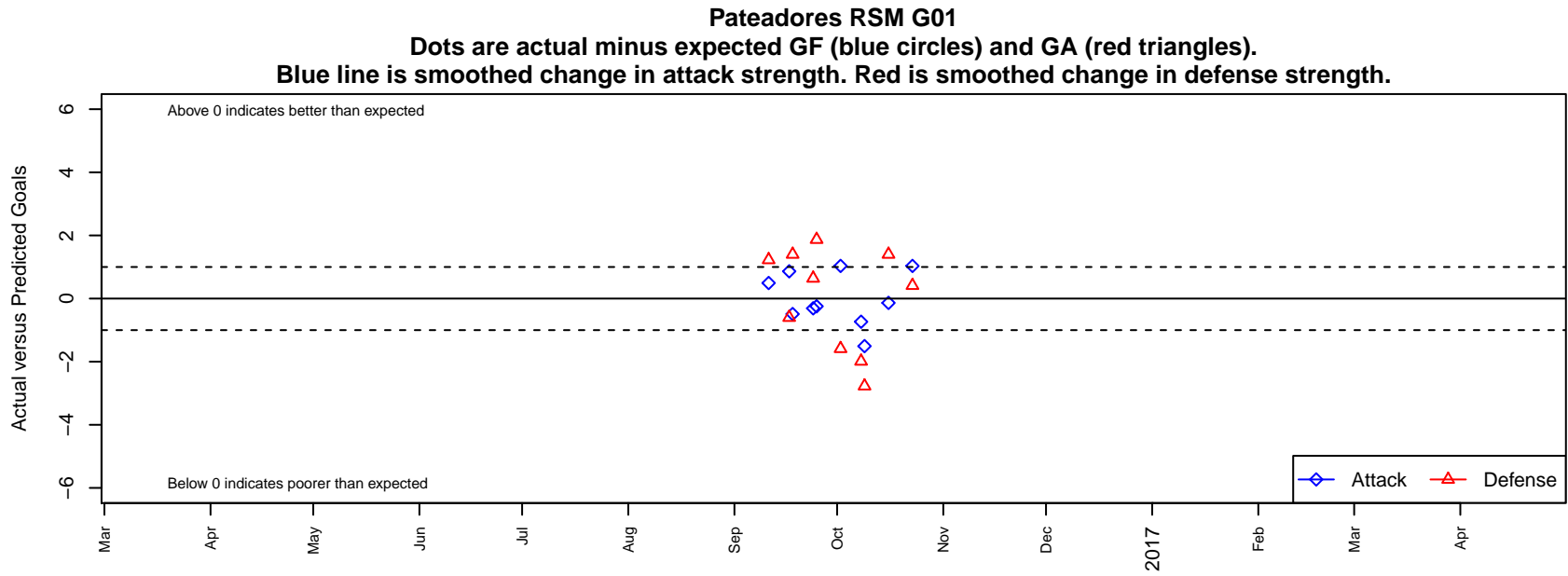


# Pateadores RSM G01

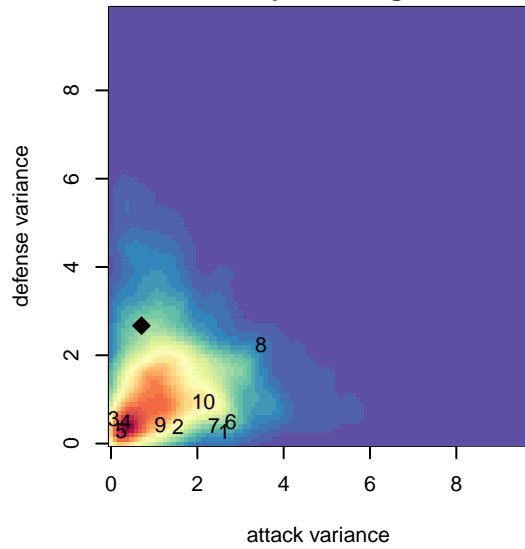
alt names used:

Venues played:  
2016 SCDL FI1 U16

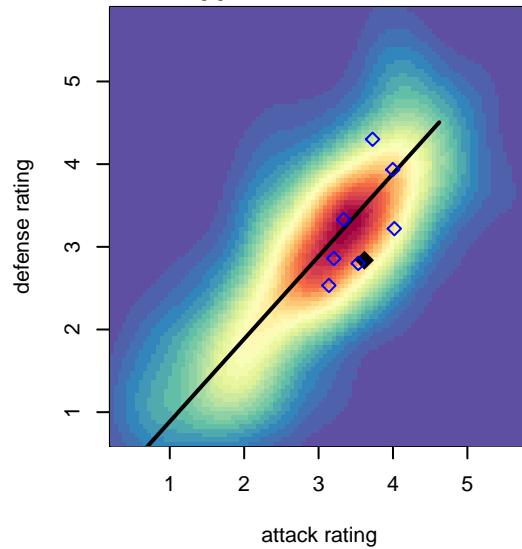
, CAS  
 G01 total strength=1731  
 attack=37.19 defense=17.08  
 fall league = SCDL FI1 U16



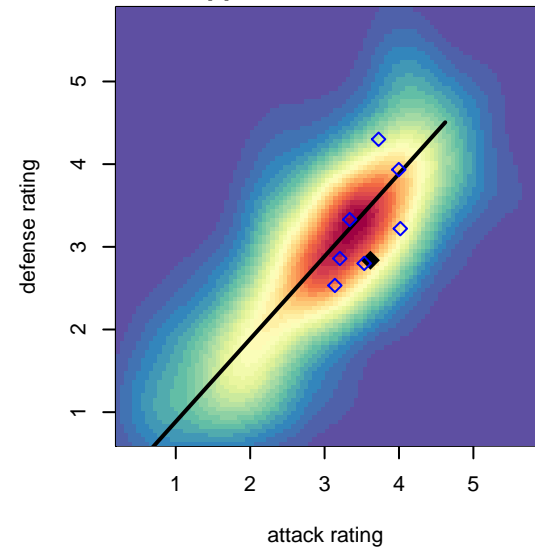
attack and defense variance (black dot)  
relative to other teams  
and top 10 in region



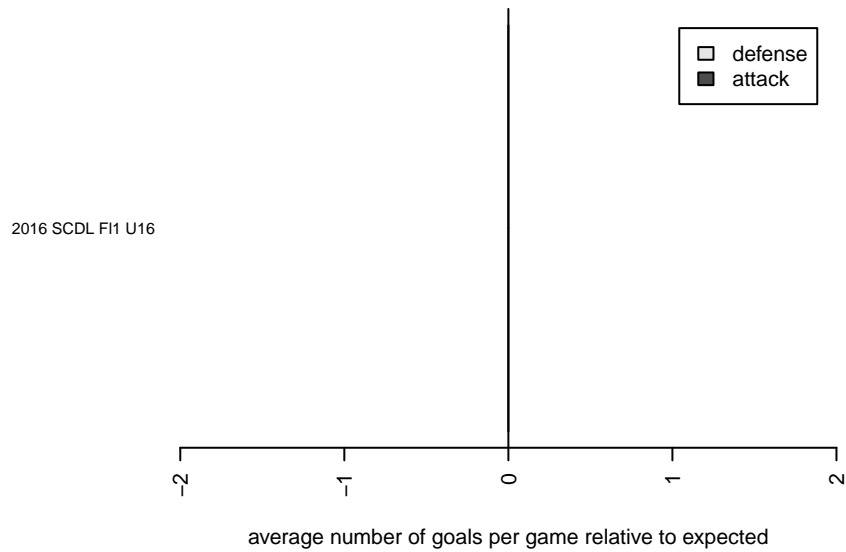
attack and defense rating  
relative to others at age  
and all opponents in last 13 months



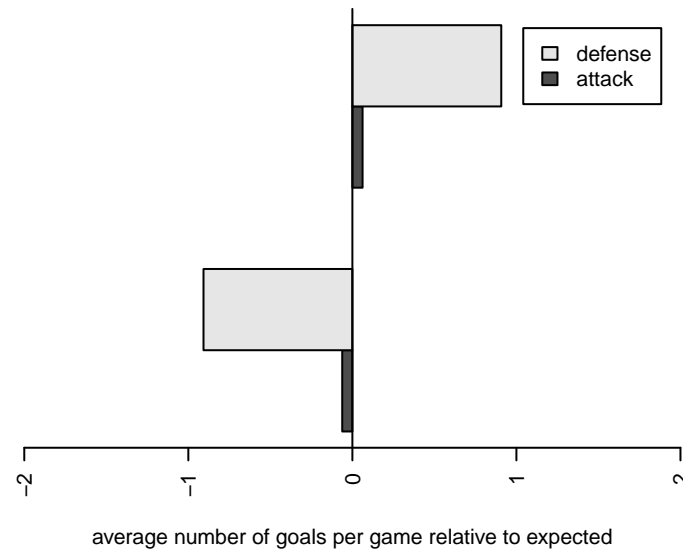
attack and defense rating  
relative to others at age  
and all opponents in last 13 months



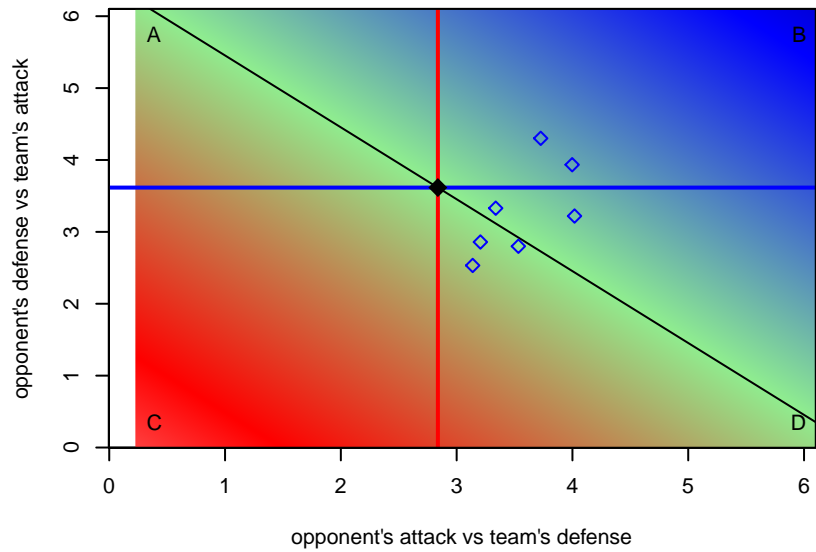
Performance relative to 13 month average



Performance relative to 13 month average



Distribution of opponents  
 Red = Lose zone, Blue = Win zone, Green = Even  
 Black line separates win/lose zones



lot. A=Neither has attack advantage, B=Opponent has both attack and defense advantage, C=Opponent has both attack and defense disadvantage, D=Both have

<b>date</b>	<b>home</b>		<b>away</b>		<b>venue</b>	<b>pred.home</b>	<b>pred.away</b>
2016-10-23	Slammers FC EGSL G01	1	Pateadores RSM G01	4	2016 SCDL FI1 U16	1.41	2.97
2016-10-16	Pateadores RSM G01	2	West Coast FC EGSL Murphy G01	0	2016 SCDL FI1 U16	2.14	1.40
2016-10-09	Arsenal FC SD Elite G01	6	Pateadores RSM G01	0	2016 SCDL FI1 U16	3.23	1.51
2016-10-08	San Diego Surf Academy EGSL G01	5	Pateadores RSM G01	0	2016 SCDL FI1 U16	3.01	0.73
2016-10-02	Pateadores RSM G01	4	Slammers FC EGSL G01	3	2016 SCDL FI1 U16	2.97	1.41
2016-09-25	So Cal Blues Farrell G01	0	Pateadores RSM G01	2	2016 SCDL FI1 U16	1.87	2.25
2016-09-24	Pateadores RSM G01	1	South Slammers FC Black G01	1	2016 SCDL FI1 U16	1.31	1.64
2016-09-18	Pateadores RSM G01	0	Strikers FC OC EGSL G01	1	2016 SCDL FI1 U16	0.49	2.40
2016-09-17	West Coast FC EGSL Murphy G01	2	Pateadores RSM G01	3	2016 SCDL FI1 U16	1.40	2.14
2016-09-11	Pateadores RSM G01	2	Arsenal FC SD Elite G01	2	2016 SCDL FI1 U16	1.51	3.23